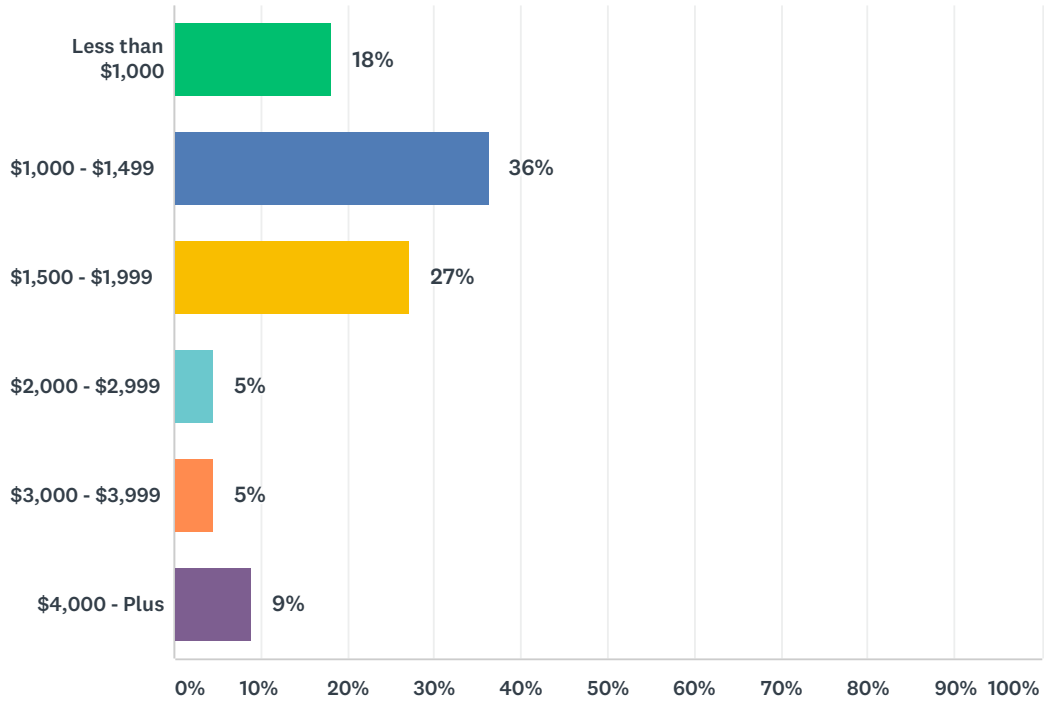


### Q3 Annual Links contributions outside of dues

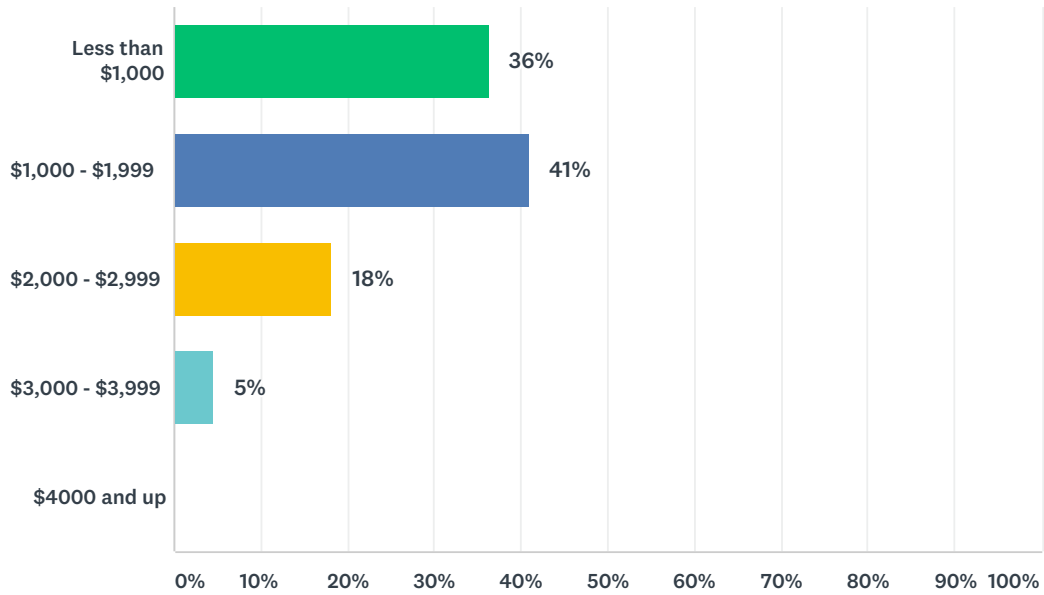
Answered: 22 Skipped: 1



ANSWER CHOICES	RESPONSES	
Less than \$1,000	18%	4
\$1,000 - \$1,499	36%	8
\$1,500 - \$1,999	27%	6
\$2,000 - \$2,999	5%	1
\$3,000 - \$3,999	5%	1
\$4,000 - Plus	9%	2
<b>TOTAL</b>		<b>22</b>

## Q4 How much do you spend annually attending Leadership Summits, Conferences or Assemblies?

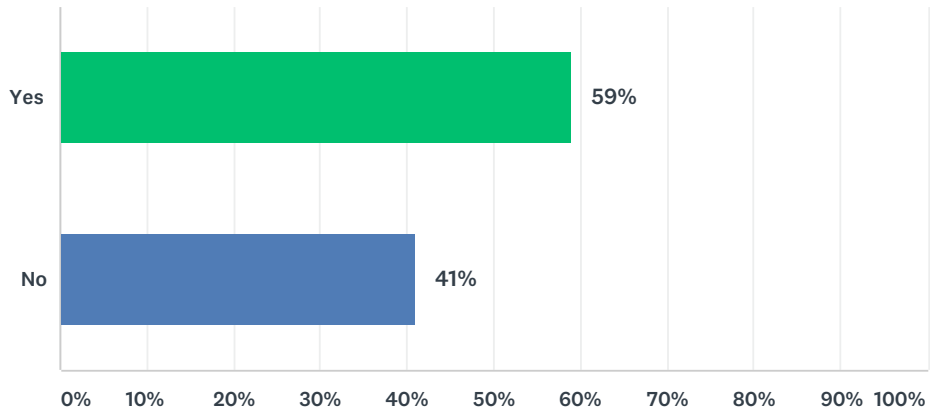
Answered: 22 Skipped: 1



ANSWER CHOICES	RESPONSES	
Less than \$1,000	36%	8
\$1,000 - \$1,999	41%	9
\$2,000 - \$2,999	18%	4
\$3,000 - \$3,999	5%	1
\$4000 and up	0%	0
<b>TOTAL</b>		<b>22</b>

### Q5 Are you receiving a fair return on your investment of time and money in The Links, Incorporated?

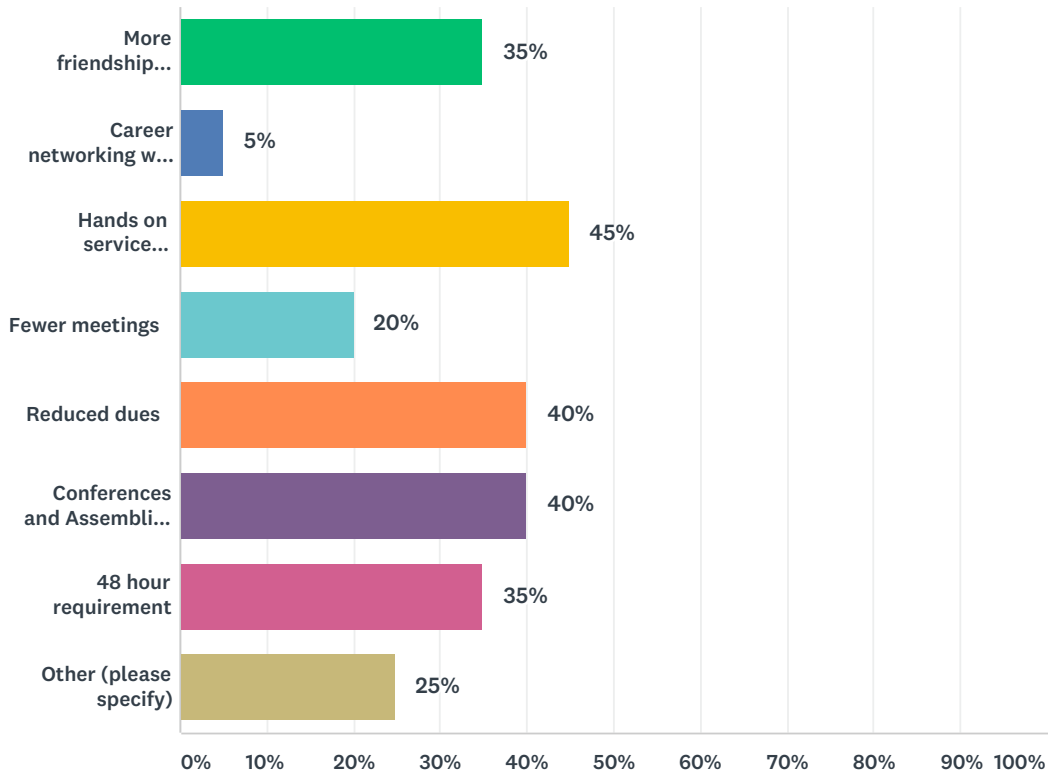
Answered: 22 Skipped: 1



ANSWER CHOICES	RESPONSES	
Yes	59%	13
No	41%	9
TOTAL		22

## Q6 What would you change to make you feel as if your time and financial contributions are worth it? (check all that apply)

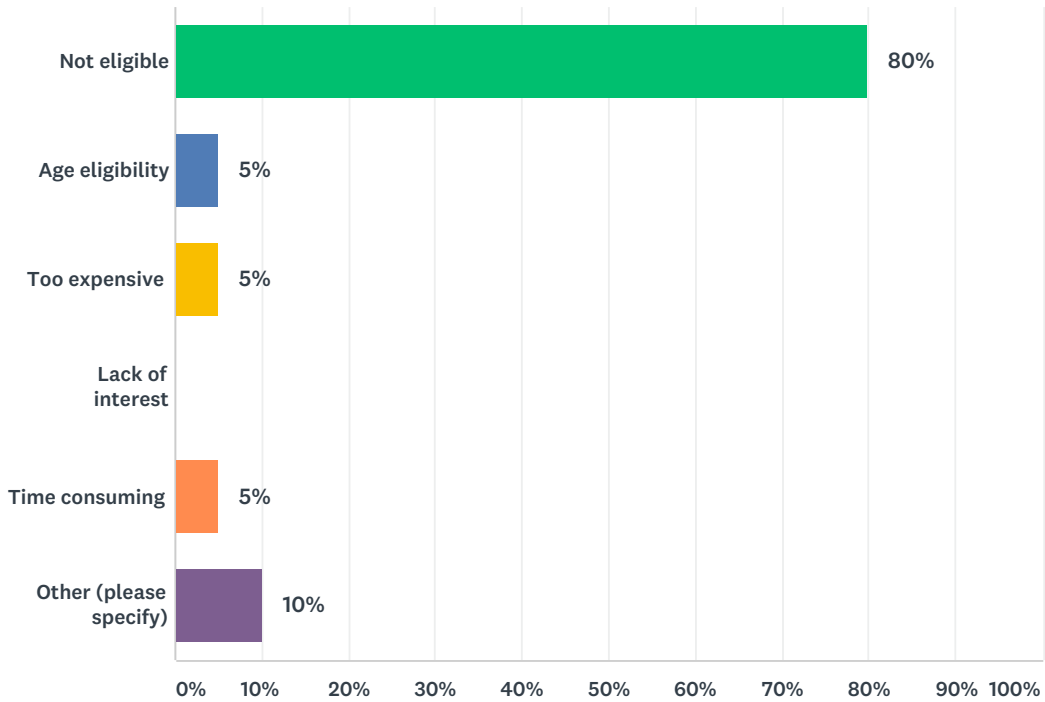
Answered: 20 Skipped: 3



ANSWER CHOICES	RESPONSES	
More friendship activities	35%	7
Career networking with members	5%	1
Hands on service activities	45%	9
Fewer meetings	20%	4
Reduced dues	40%	8
Conferences and Assemblies - 1 in 5 requirement	40%	8
48 hour requirement	35%	7
Other (please specify)	25%	5
Total Respondents: 20		

### Q7 If you are eligible for alumna status, what would be your reason for choosing alumna status? (check all that apply)

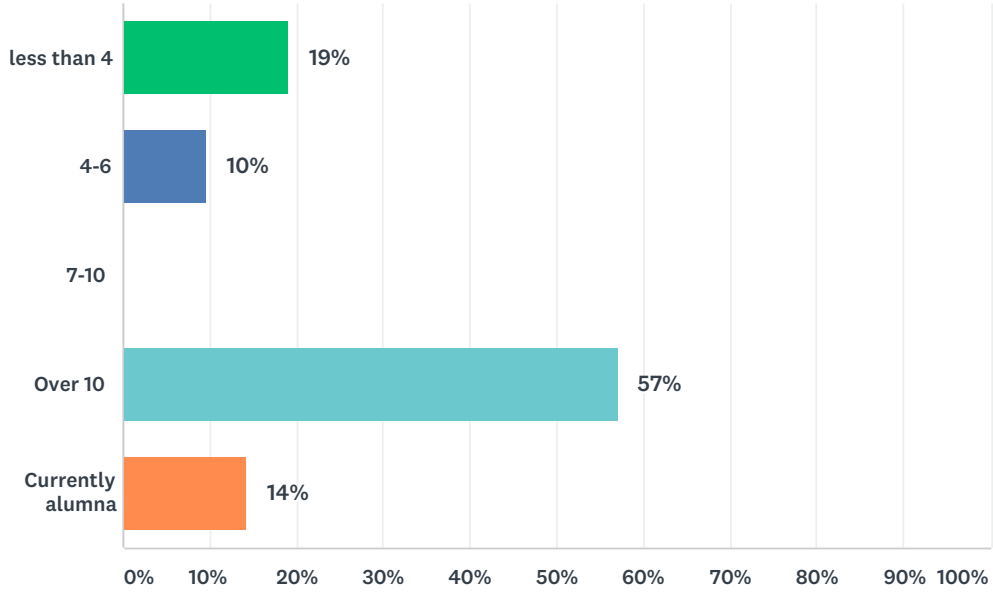
Answered: 20 Skipped: 3



ANSWER CHOICES	RESPONSES	
Not eligible	80%	16
Age eligibility	5%	1
Too expensive	5%	1
Lack of interest	0%	0
Time consuming	5%	1
Other (please specify)	10%	2
Total Respondents: 20		

### Q8 In how many years will you be eligible for alumna status?

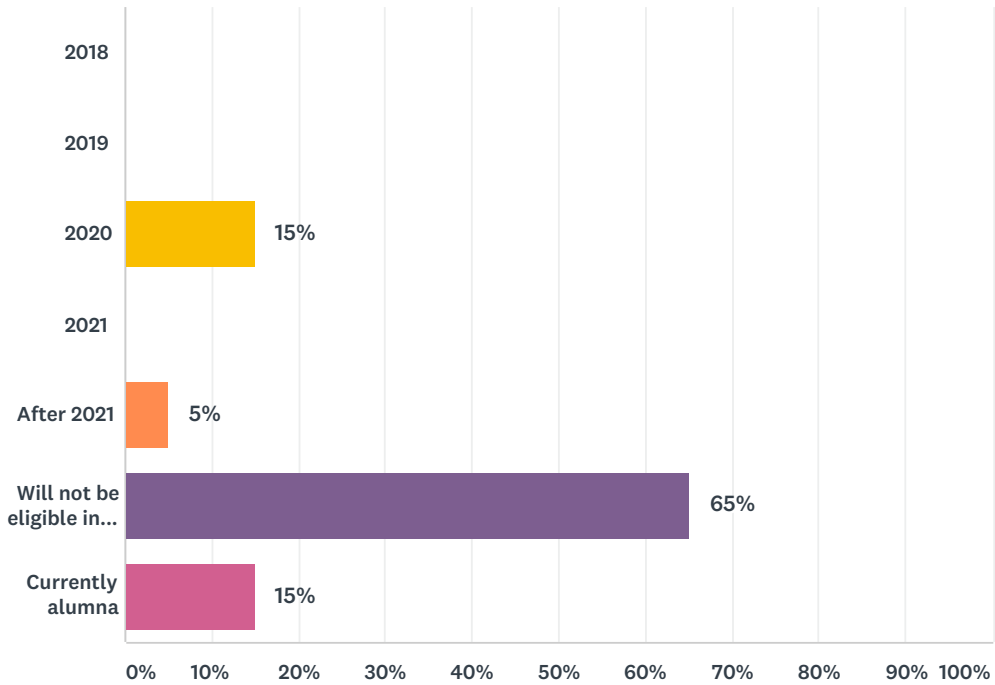
Answered: 21 Skipped: 2



ANSWER CHOICES	RESPONSES	
less than 4	19%	4
4-6	10%	2
7-10	0%	0
Over 10	57%	12
Currently alumna	14%	3
<b>TOTAL</b>		<b>21</b>

### Q9 If you are eligible for alumna status in less than 4 years, what year are you likely to seek alumna status?

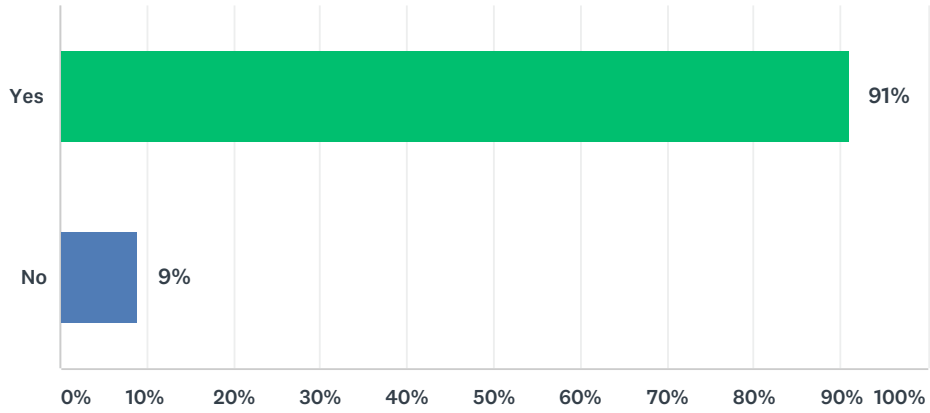
Answered: 20 Skipped: 3



ANSWER CHOICES	RESPONSES	
2018	0%	0
2019	0%	0
2020	15%	3
2021	0%	0
After 2021	5%	1
Will not be eligible in less than 4 years	65%	13
Currently alumna	15%	3
<b>TOTAL</b>		<b>20</b>

### Q10 Does your Chapter have strong leadership?

Answered: 22 Skipped: 1

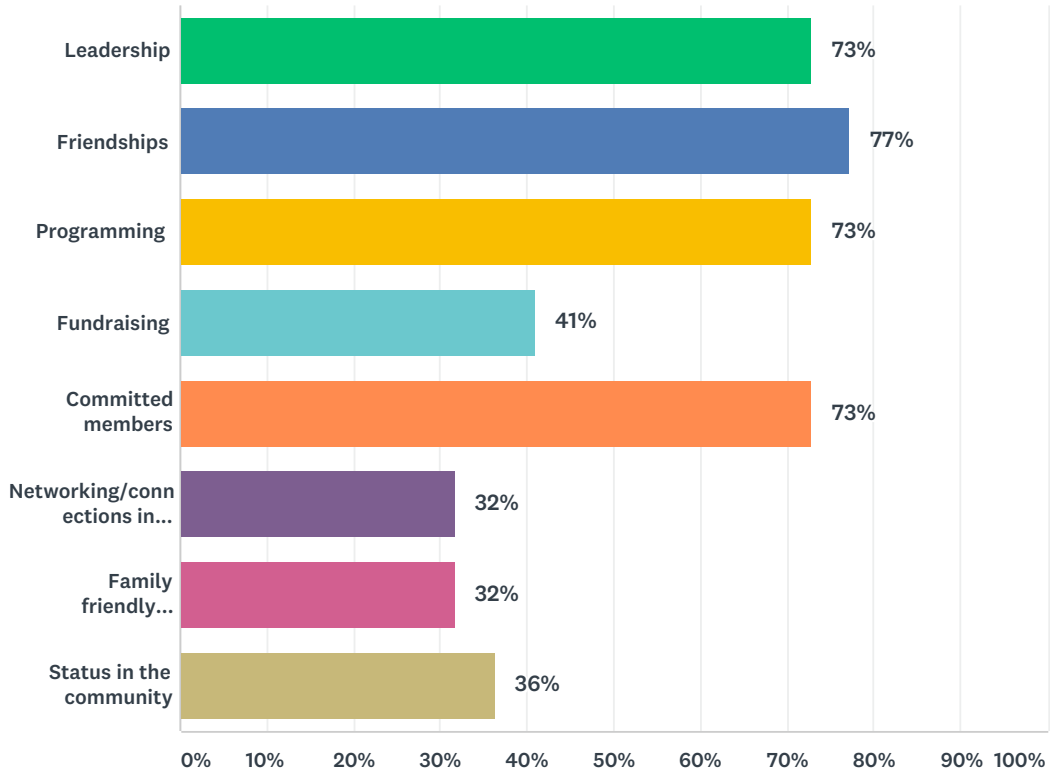


ANSWER CHOICES	RESPONSES	
Yes	91%	20
No	9%	2
TOTAL		22



### Q11 What are my Chapter's best qualities? (check all that apply)

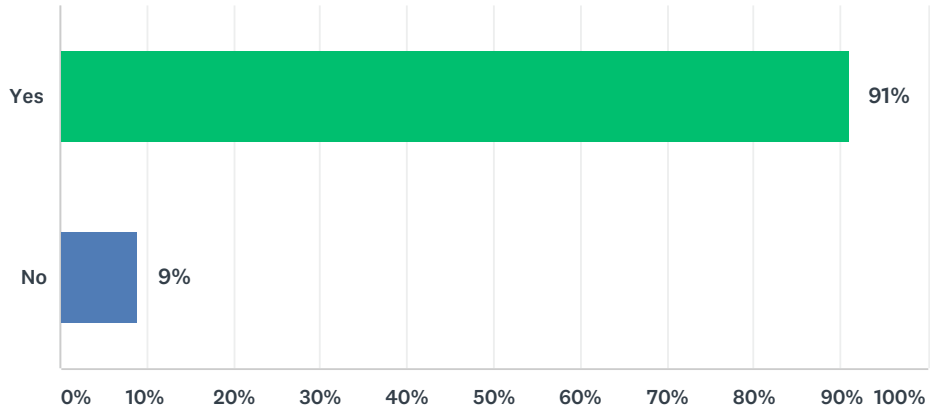
Answered: 22 Skipped: 1



ANSWER CHOICES	RESPONSES	
Leadership	73%	16
Friendships	77%	17
Programming	73%	16
Fundraising	41%	9
Committed members	73%	16
Networking/connections in community	32%	7
Family friendly culture	32%	7
Status in the community	36%	8
Total Respondents: 22		

### Q12 Are Chapter meetings well organized and productive?

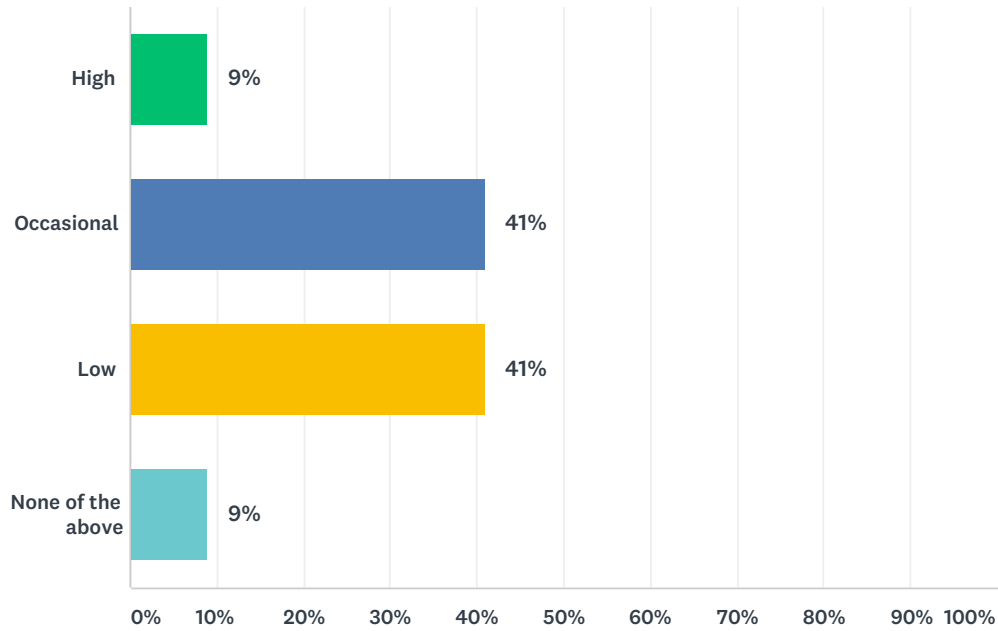
Answered: 22 Skipped: 1



ANSWER CHOICES	RESPONSES	
Yes	91%	20
No	9%	2
TOTAL		22

### Q13 Do you experience a high, occasional or low level of stress in Chapter meetings?

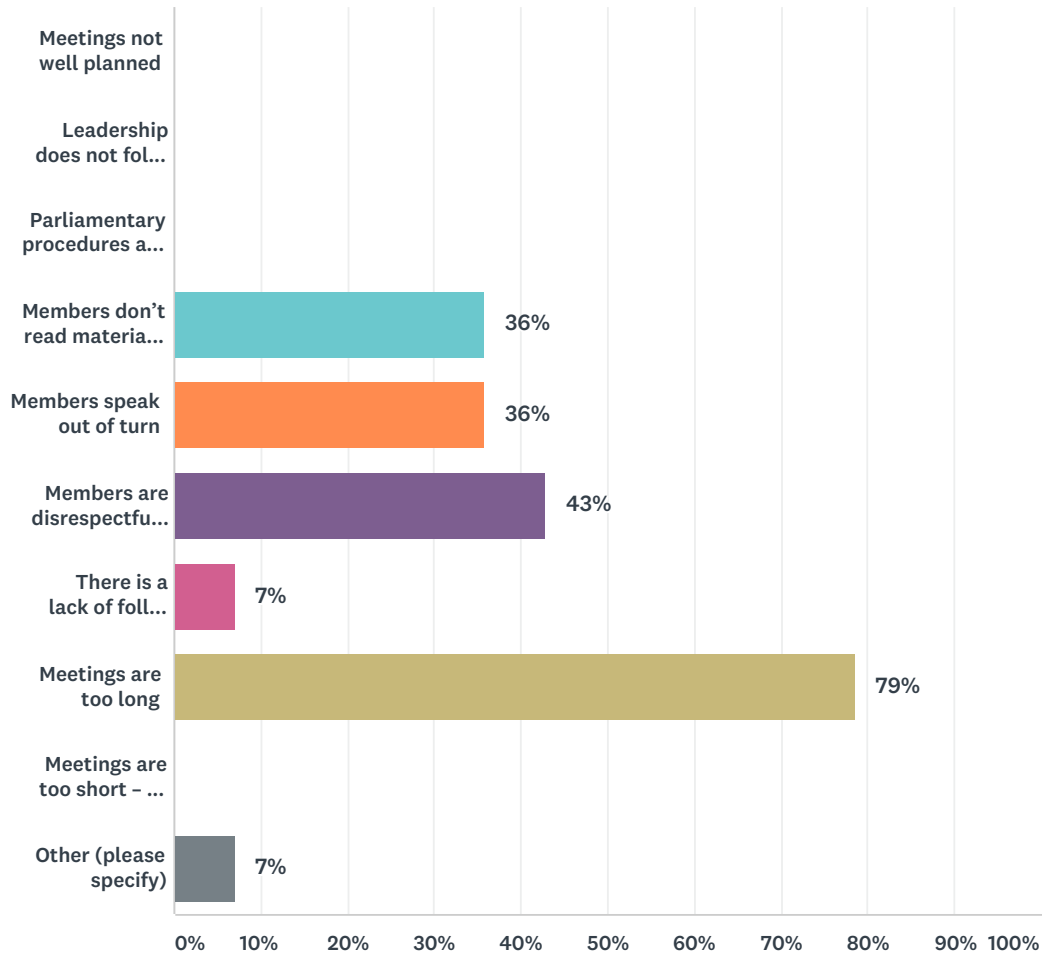
Answered: 22 Skipped: 1



ANSWER CHOICES	RESPONSES	
High	9%	2
Occasional	41%	9
Low	41%	9
None of the above	9%	2
<b>TOTAL</b>		<b>22</b>

### Q14 If your answer was a high or occasional, please answer: Meetings are sometimes stressful because: (check all that apply)

Answered: 14 Skipped: 9

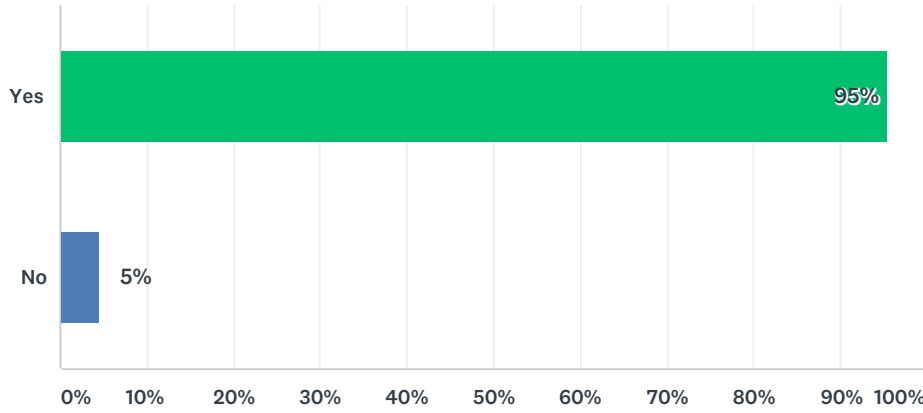


ANSWER CHOICES	RESPONSES	
Meetings not well planned	0%	0
Leadership does not follow agenda	0%	0
Parliamentary procedures are not followed	0%	0
Members don't read material prior to meetings	36%	5
Members speak out of turn	36%	5
Members are disrespectful to one another	43%	6
There is a lack of follow up	7%	1
Meetings are too long	79%	11
Meetings are too short – not enough time to complete agenda	0%	0
Other (please specify)	7%	1

Total Respondents: 14

### Q15 Are committees well organized and productive?

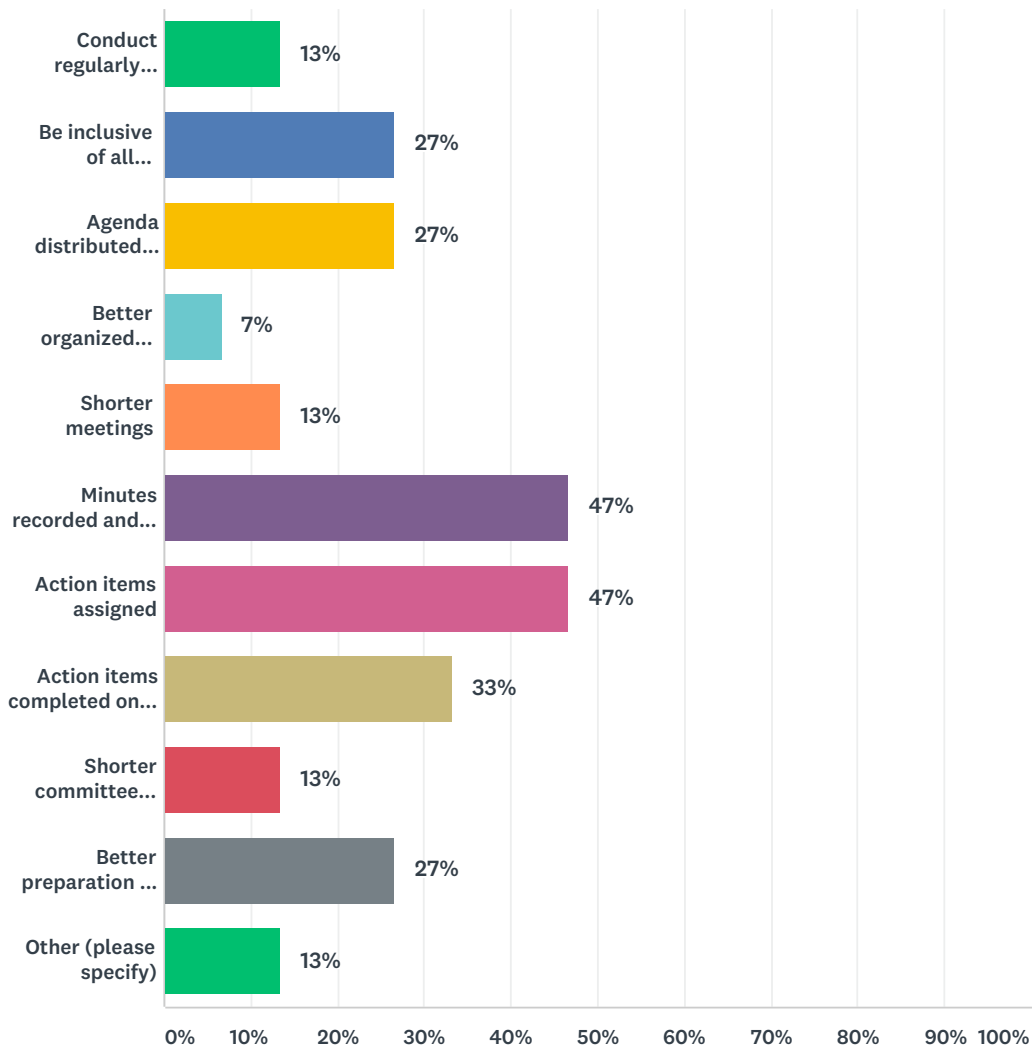
Answered: 22 Skipped: 1



ANSWER CHOICES	RESPONSES	
Yes	95%	21
No	5%	1
TOTAL		22

## Q16 What could committees do to be more effective? (check all that apply)

Answered: 15 Skipped: 8



ANSWER CHOICES	RESPONSES	
Conduct regularly scheduled meetings	13%	2
Be inclusive of all committee members	27%	4
Agenda distributed before meetings	27%	4
Better organized meetings	7%	1
Shorter meetings	13%	2
Minutes recorded and sent to committee members	47%	7
Action items assigned	47%	7
Action items completed on time	33%	5
Shorter committee reports to general membership	13%	2

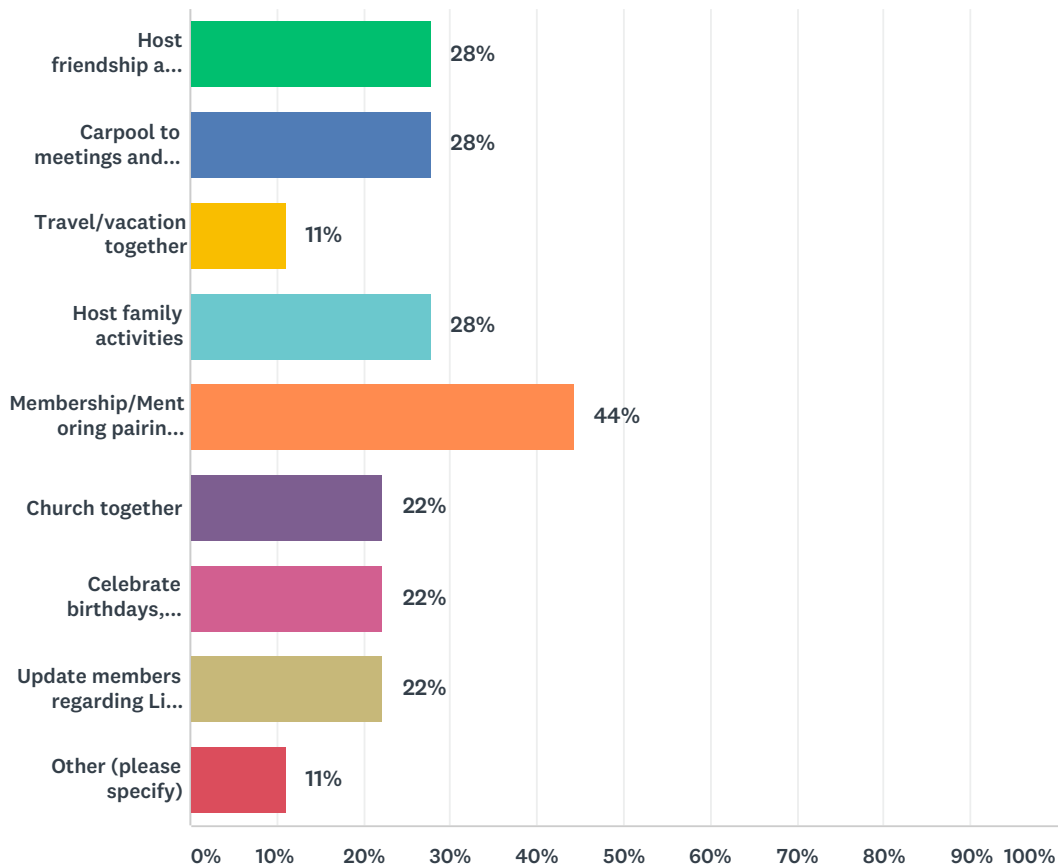
## Western Area - 2018 OE Survey

Better preparation - recommendations and information sent prior to general meetings	27%	4
Other (please specify)	13%	2
Total Respondents: 15		



### Q17 Our Chapter could benefit from the following friendship activities: (check all that apply)

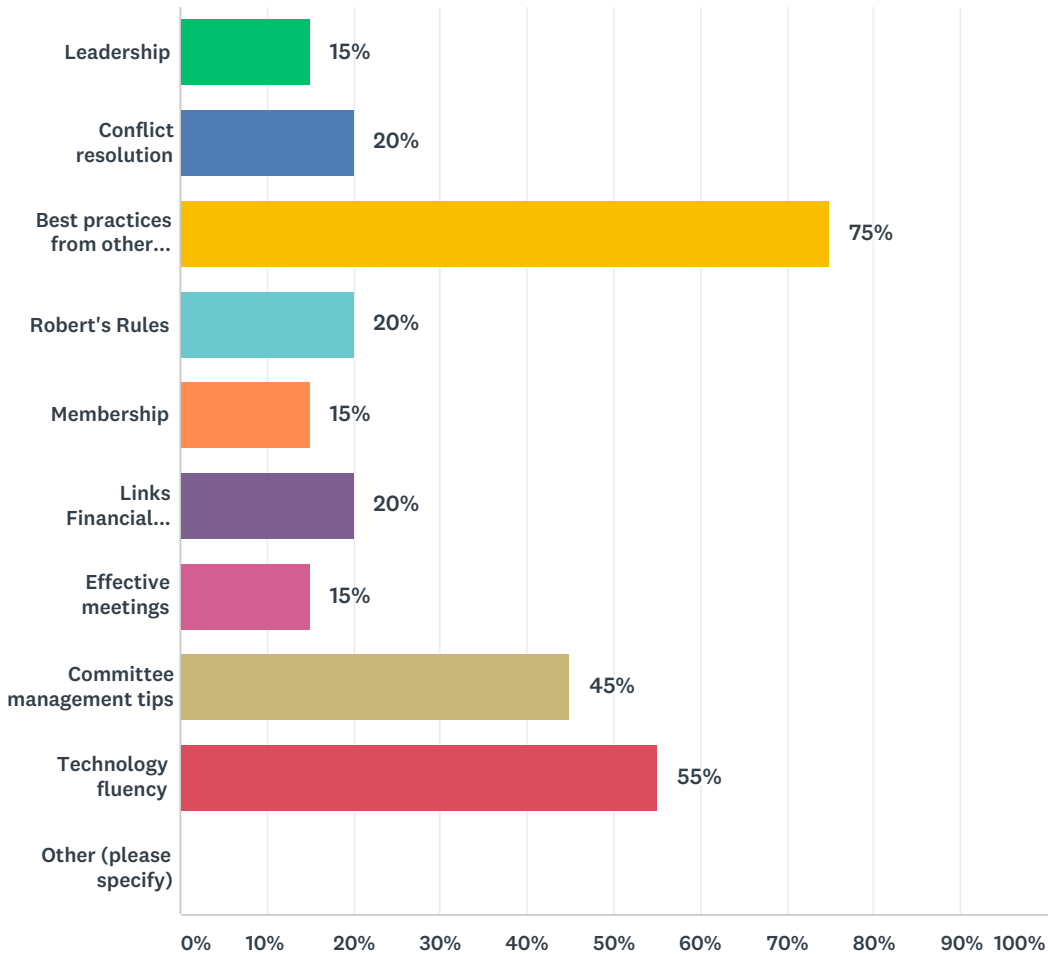
Answered: 18 Skipped: 5



ANSWER CHOICES	RESPONSES	
Host friendship and social activities	28%	5
Carpool to meetings and events	28%	5
Travel/vacation together	11%	2
Host family activities	28%	5
Membership/Mentoring pairing to cultivate friendships	44%	8
Church together	22%	4
Celebrate birthdays, anniversaries, graduations and special events	22%	4
Update members regarding Links Sisters' honors, jobs, promotions, spouse, children, grandchildren, illnesses, births, deaths	22%	4
Other (please specify)	11%	2
Total Respondents: 18		

### Q18 What areas of training would be of interest to you and your chapter members? (check all that apply)

Answered: 20 Skipped: 3

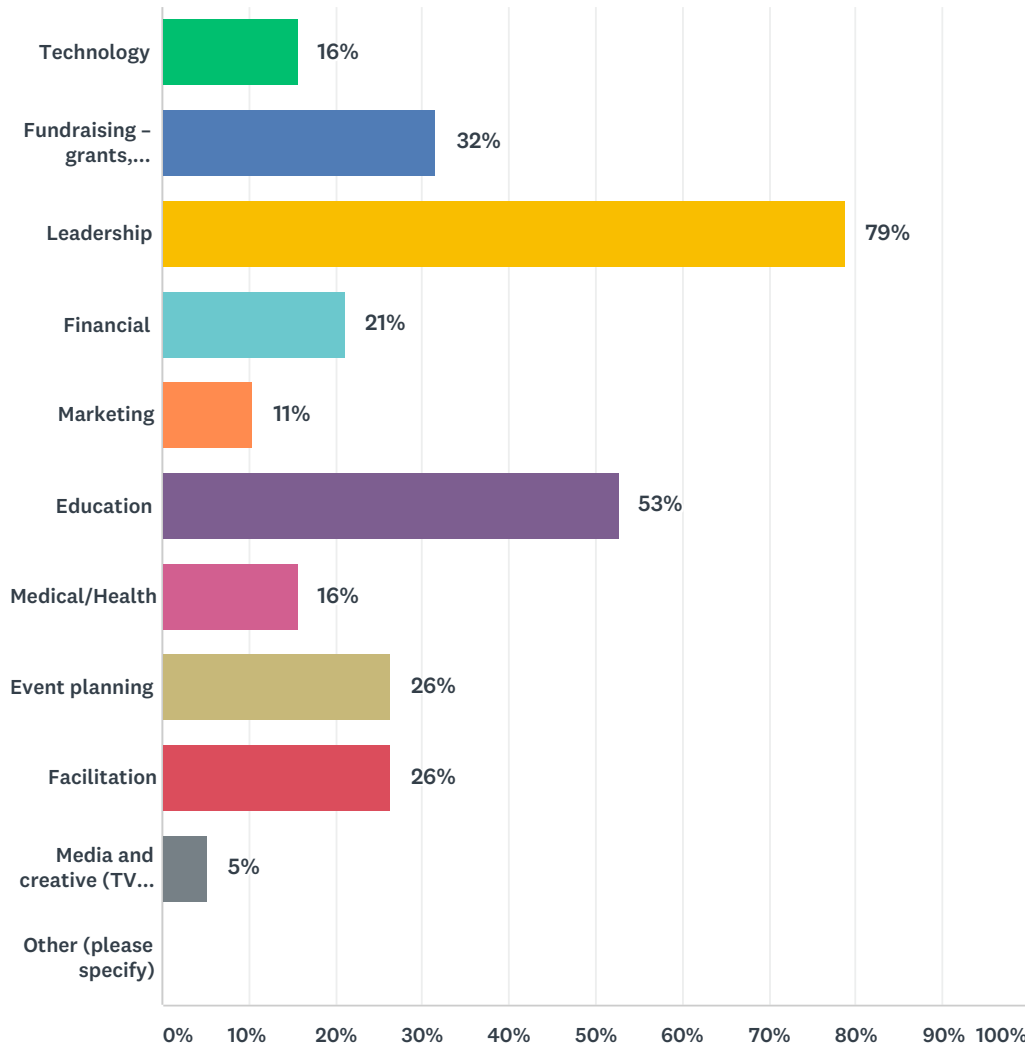


ANSWER CHOICES	RESPONSES	
Leadership	15%	3
Conflict resolution	20%	4
Best practices from other chapters	75%	15
Robert's Rules	20%	4
Membership	15%	3
Links Financial literacy	20%	4
Effective meetings	15%	3
Committee management tips	45%	9
Technology fluency	55%	11
Other (please specify)	0%	0

Total Respondents: 20

## Q19 What skills do you bring or would like to bring to the chapter and the community? (check all that apply)

Answered: 19 Skipped: 4



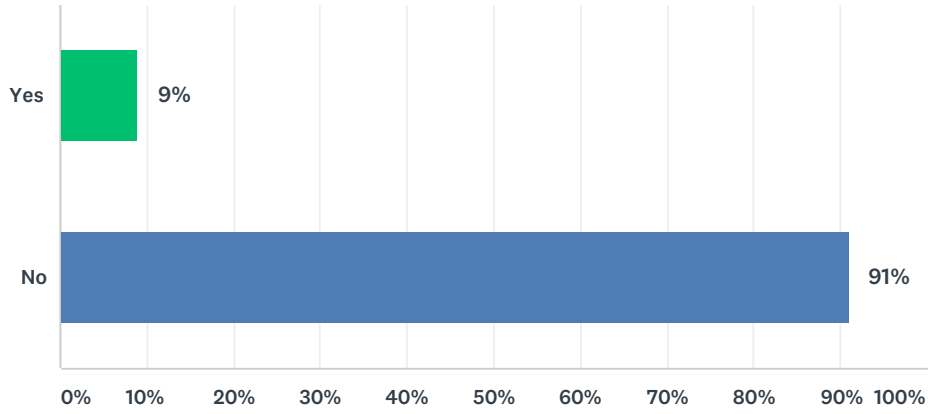
ANSWER CHOICES	RESPONSES	
Technology	16%	3
Fundraising – grants, sponsors	32%	6
Leadership	79%	15
Financial	21%	4
Marketing	11%	2
Education	53%	10
Medical/Health	16%	3
Event planning	26%	5
Facilitation	26%	5

## Western Area - 2018 OE Survey

Media and creative (TV, Radio, Film, Visual Arts, Photography)	5%	1
Other (please specify)	0%	0
Total Respondents: 19		

### Q20 Is there equal investment of time and resources by all chapter members?

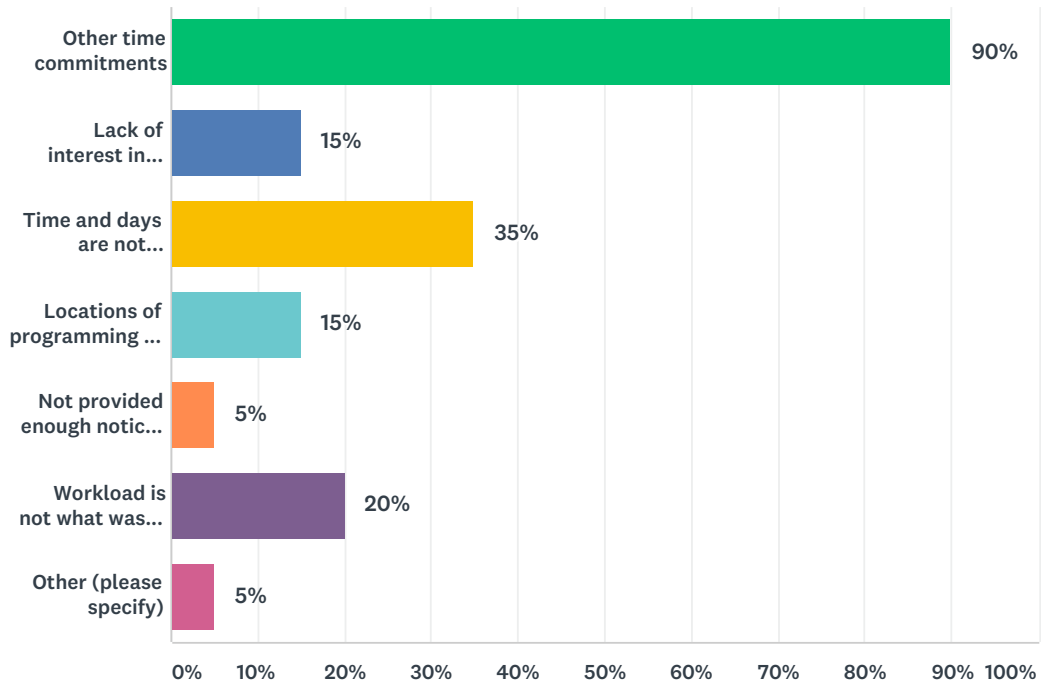
Answered: 22 Skipped: 1



ANSWER CHOICES	RESPONSES	
Yes	9%	2
No	91%	20
TOTAL		22

## Q21 If "no," what do you think prevents members from being more involved? (check all that apply)

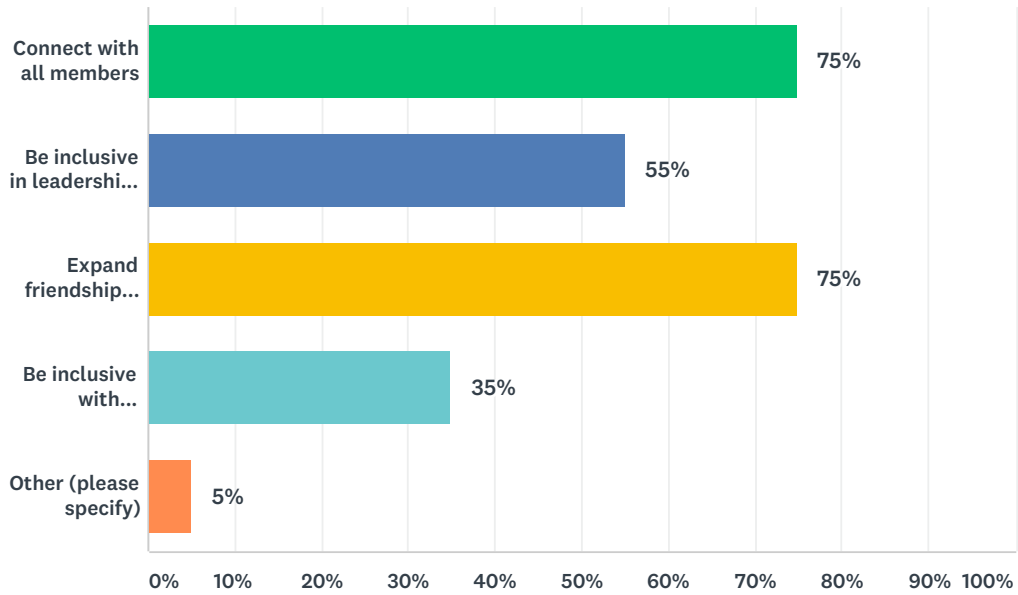
Answered: 20 Skipped: 3



ANSWER CHOICES	RESPONSES	
Other time commitments	90%	18
Lack of interest in programming offered	15%	3
Time and days are not convenient	35%	7
Locations of programming are inconvenient	15%	3
Not provided enough notice of activities	5%	1
Workload is not what was expected	20%	4
Other (please specify)	5%	1
Total Respondents: 20		

## Q22 How can leadership/members avoid showing favoritism? (check all that apply)

Answered: 20 Skipped: 3

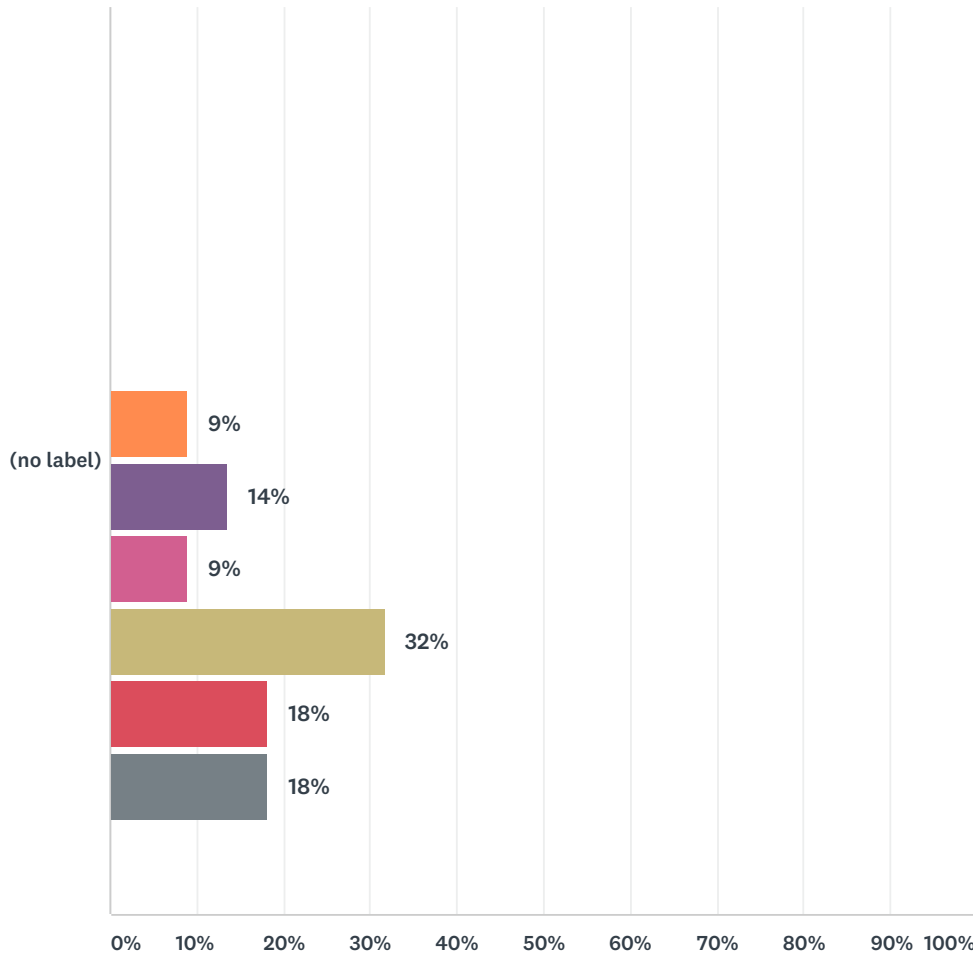


ANSWER CHOICES	RESPONSES	
Connect with all members	75%	15
Be inclusive in leadership opportunities	55%	11
Expand friendship circles	75%	15
Be inclusive with invitations to events	35%	7
Other (please specify)	5%	1
Total Respondents: 20		



### Q23 On a scale of 1 -10 (10 being the highest), how would you rate your chapter's impact in the community with its programming?

Answered: 22 Skipped: 1

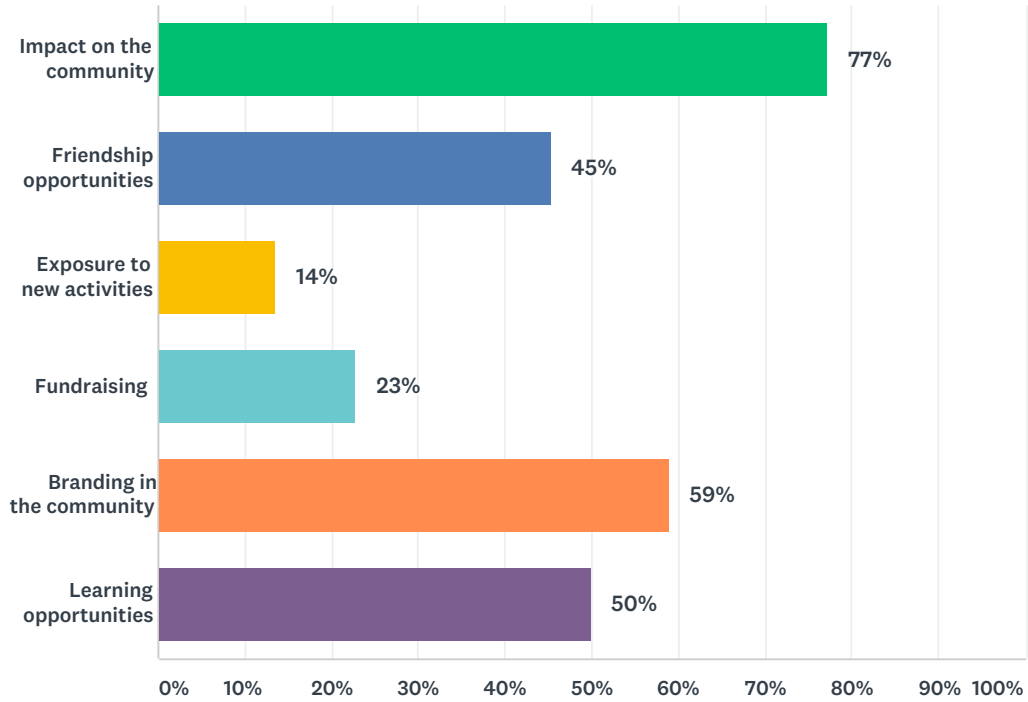


■ 1 
 ■ 2 
 ■ 3 
 ■ 4 
 ■ 5 
 ■ 6 
 ■ 7 
 ■ 8 
 ■ 9 
 ■ 10

	1	2	3	4	5	6	7	8	9	10	TOTAL	WEIGHTED AVERAGE
(no label)	0%	0%	0%	0%	9%	14%	9%	32%	18%	18%	22	7.91
	0	0	0	0	2	3	2	7	4	4		

## Q24 The best qualities of our chapter's programming are: Check up to 3

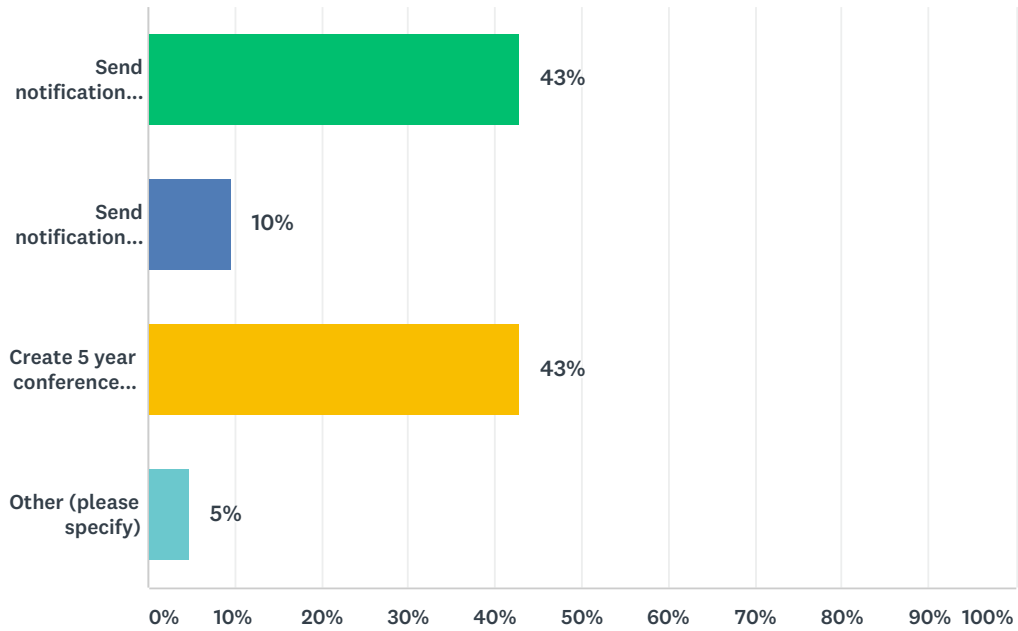
Answered: 22 Skipped: 1



ANSWER CHOICES	RESPONSES	
Impact on the community	77%	17
Friendship opportunities	45%	10
Exposure to new activities	14%	3
Fundraising	23%	5
Branding in the community	59%	13
Learning opportunities	50%	11
Total Respondents: 22		

## Q25 How can chapters emphasize '1 in 5' membership requirements in order to avoid membership forfeiture?

Answered: 21 Skipped: 2



ANSWER CHOICES	RESPONSES	
Send notification a year in advance	43%	9
Send notifications within 6 months of conference	10%	2
Create 5 year conference attendance spreadsheet for Chapter members	43%	9
Other (please specify)	5%	1
<b>TOTAL</b>		<b>21</b>